
























Head Lice Treatment Checklist

-  Student treated with pediculicide shampoo/cream rinse 
-  Family members treated with pediculicide shampoo/cream rinse. 
-  All nits removed from hair.
-  Brushes, combs, barrettes and head bands treated.
-  Clothes, coats, hats washed and dried. 
-  Sheets, blankets, pillow cases, quilts, and sleeping bags washed and dried. 
-  Vacuum sweeper used on all rugs. 
-  Vacuum sweeper used on couches and chairs. 
-  Vacuum sweeper used on seats of car (if applicable). 
-  Vacuum sweeper used on mattress, box springs, and pillows. 
-  Stuffed animals, toys, and throw pillows in plastic bag for 10 days. 
-  Book bags, hats and helmets in plastic bags for 10 days. 
-  Stereo head phones in plastic bag for 10 days. 